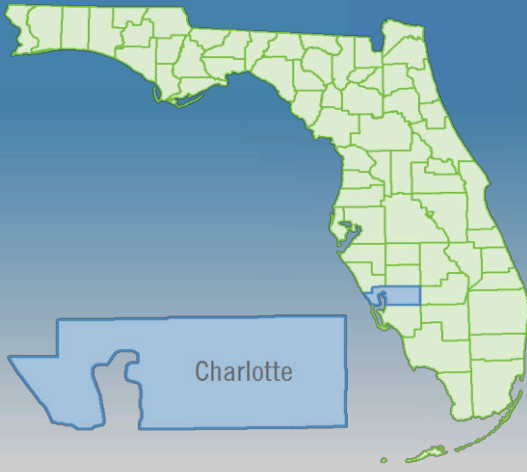


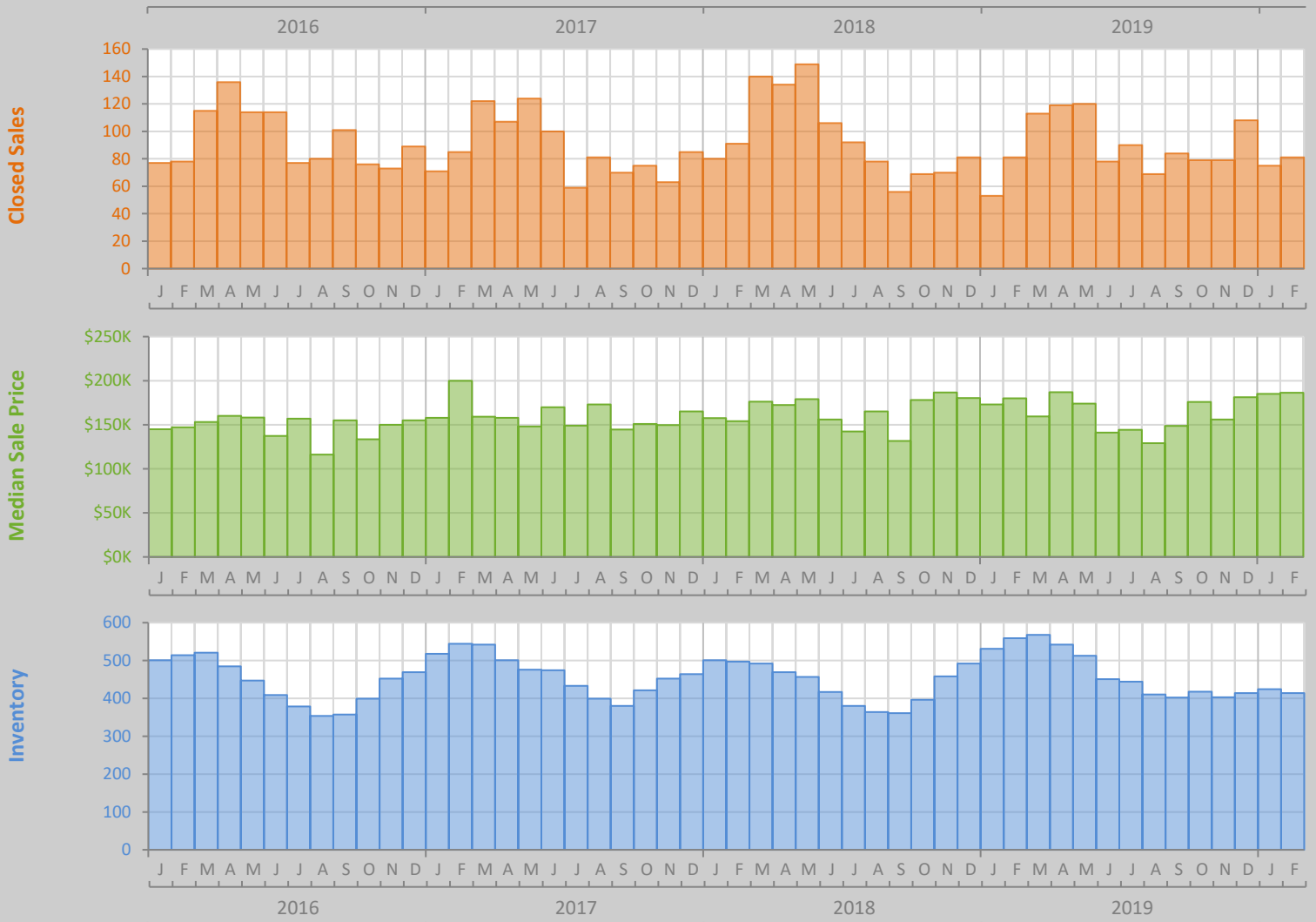
Monthly Market Summary - February 2020

Townhouses and Condos

Charlotte County



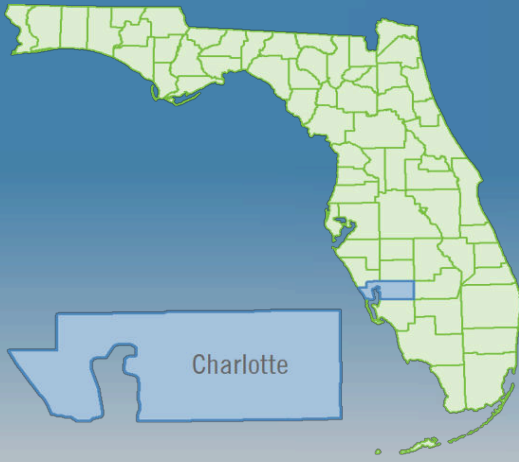
	February 2020	February 2019	Percent Change Year-over-Year
Closed Sales	81	81	0.0%
Paid in Cash	58	56	3.6%
Median Sale Price	\$186,250	\$179,900	3.5%
Average Sale Price	\$209,519	\$210,033	-0.2%
Dollar Volume	\$17.0 Million	\$17.0 Million	-0.2%
Med. Pct. of Orig. List Price Received	95.7%	95.1%	0.6%
Median Time to Contract	58 Days	55 Days	5.5%
Median Time to Sale	93 Days	87 Days	6.9%
New Pending Sales	131	110	19.1%
New Listings	130	153	-15.0%
Pending Inventory	163	140	16.4%
Inventory (Active Listings)	414	559	-25.9%
Months Supply of Inventory	4.5	6.0	-25.0%



Monthly Distressed Market - February 2020

Townhouses and Condos

Charlotte County



		February 2020	February 2019	Percent Change Year-over-Year
Traditional	Closed Sales	81	77	5.2%
	Median Sale Price	\$186,250	\$182,000	2.3%
Foreclosure/REO	Closed Sales	0	3	-100.0%
	Median Sale Price	(No Sales)	\$149,900	N/A
Short Sale	Closed Sales	0	1	-100.0%
	Median Sale Price	(No Sales)	\$85,000	N/A

