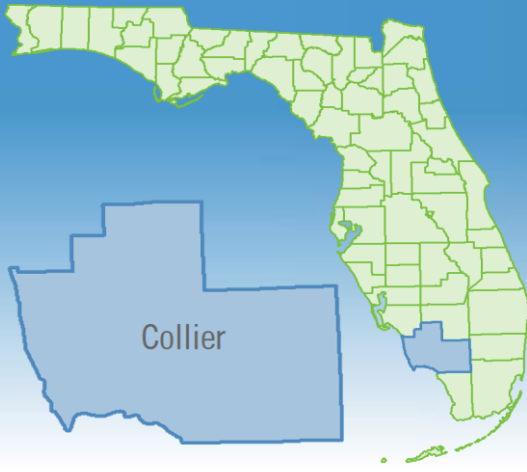


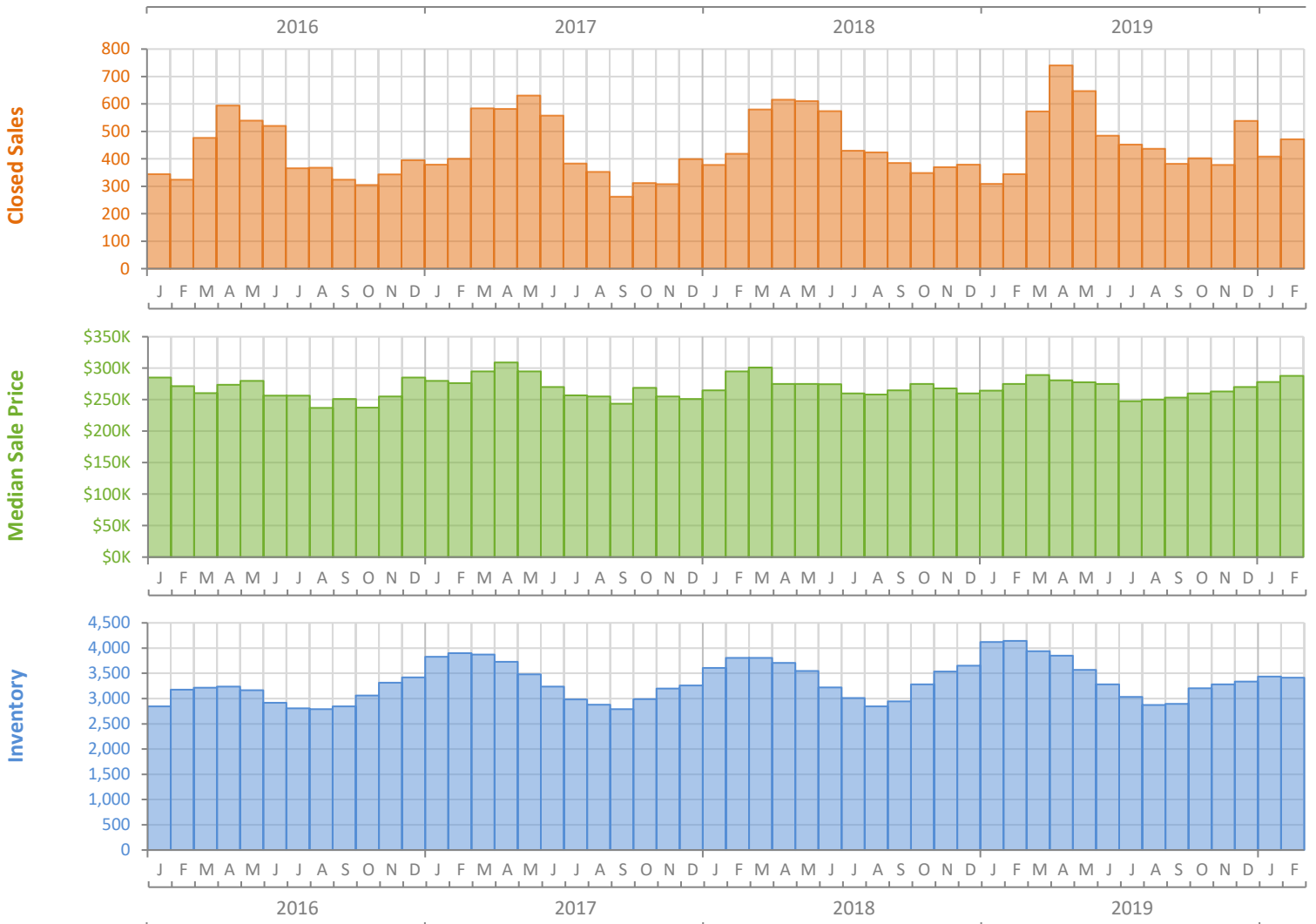
Monthly Market Summary - February 2020

Townhouses and Condos

Collier County



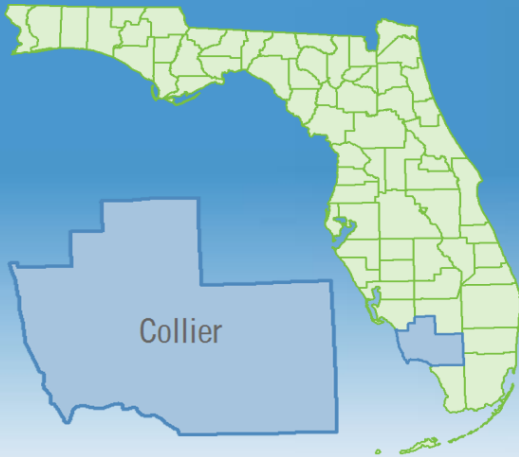
	February 2020	February 2019	Percent Change Year-over-Year
Closed Sales	471	344	36.9%
Paid in Cash	310	212	46.2%
Median Sale Price	\$288,000	\$275,000	4.7%
Average Sale Price	\$481,256	\$470,024	2.4%
Dollar Volume	\$226.7 Million	\$161.7 Million	40.2%
Med. Pct. of Orig. List Price Received	94.1%	93.9%	0.2%
Median Time to Contract	85 Days	81 Days	4.9%
Median Time to Sale	117 Days	119 Days	-1.7%
New Pending Sales	789	624	26.4%
New Listings	776	753	3.1%
Pending Inventory	1,021	831	22.9%
Inventory (Active Listings)	3,413	4,144	-17.6%
Months Supply of Inventory	6.9	9.3	-25.8%



Monthly Distressed Market - February 2020

Townhouses and Condos

Collier County



		February 2020	February 2019	Percent Change Year-over-Year
Traditional	Closed Sales	462	337	37.1%
	Median Sale Price	\$290,000	\$277,000	4.7%
Foreclosure/REO	Closed Sales	9	5	80.0%
	Median Sale Price	\$162,166	\$185,000	-12.3%
Short Sale	Closed Sales	0	2	-100.0%
	Median Sale Price	(No Sales)	\$158,500	N/A

