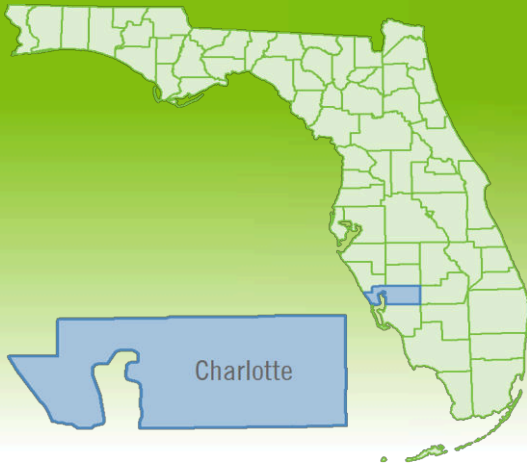


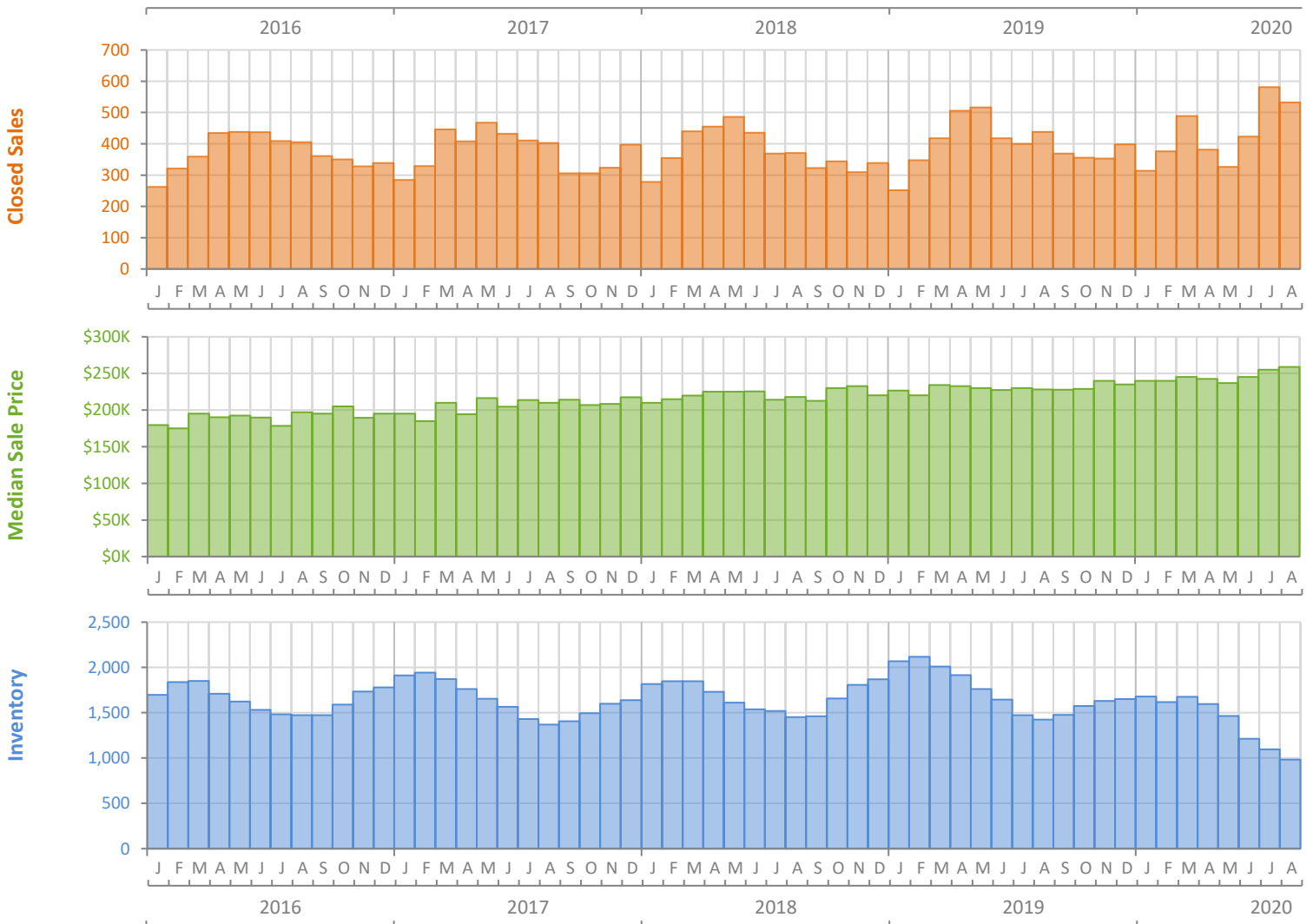
Monthly Market Summary - August 2020

Single Family Homes

Charlotte County



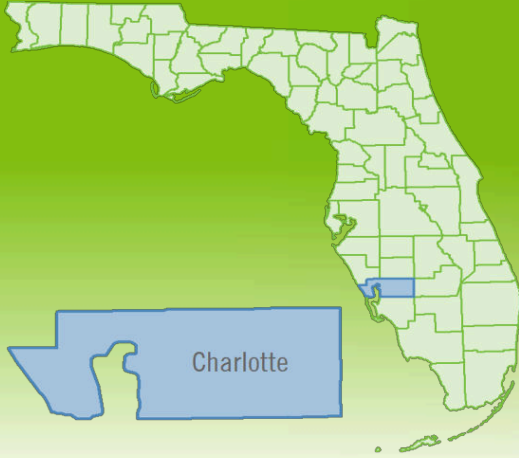
| | August 2020 | August 2019 | Percent Change Year-over-Year |
|--|-----------------|-----------------|-------------------------------|
| Closed Sales | 532 | 438 | 21.5% |
| Paid in Cash | 158 | 136 | 16.2% |
| Median Sale Price | \$258,875 | \$227,950 | 13.6% |
| Average Sale Price | \$294,388 | \$260,849 | 12.9% |
| Dollar Volume | \$156.6 Million | \$114.3 Million | 37.1% |
| Med. Pct. of Orig. List Price Received | 97.4% | 96.1% | 1.4% |
| Median Time to Contract | 39 Days | 62 Days | -37.1% |
| Median Time to Sale | 86 Days | 106 Days | -18.9% |
| New Pending Sales | 588 | 375 | 56.8% |
| New Listings | 509 | 412 | 23.5% |
| Pending Inventory | 868 | 533 | 62.9% |
| Inventory (Active Listings) | 983 | 1,424 | -31.0% |
| Months Supply of Inventory | 2.4 | 3.7 | -35.1% |



Monthly Distressed Market - August 2020

Single Family Homes

Charlotte County



| | | August 2020 | August 2019 | Percent Change Year-over-Year |
|-----------------|-------------------|-------------|-------------|-------------------------------|
| Traditional | Closed Sales | 523 | 429 | 21.9% |
| | Median Sale Price | \$260,000 | \$230,000 | 13.0% |
| Foreclosure/REO | Closed Sales | 8 | 7 | 14.3% |
| | Median Sale Price | \$123,000 | \$120,000 | 2.5% |
| Short Sale | Closed Sales | 1 | 2 | -50.0% |
| | Median Sale Price | \$231,945 | \$169,750 | 36.6% |

