

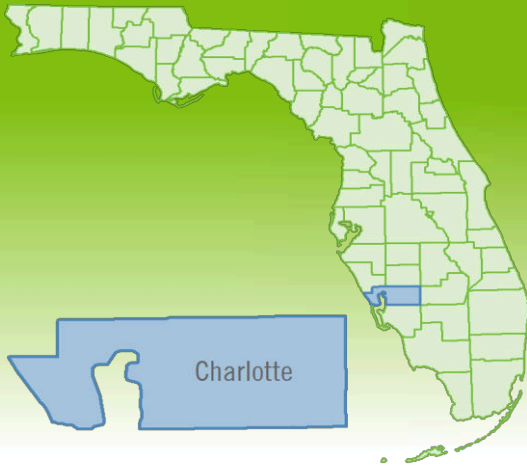
Monthly Market Summary - February 2021

Single Family Homes

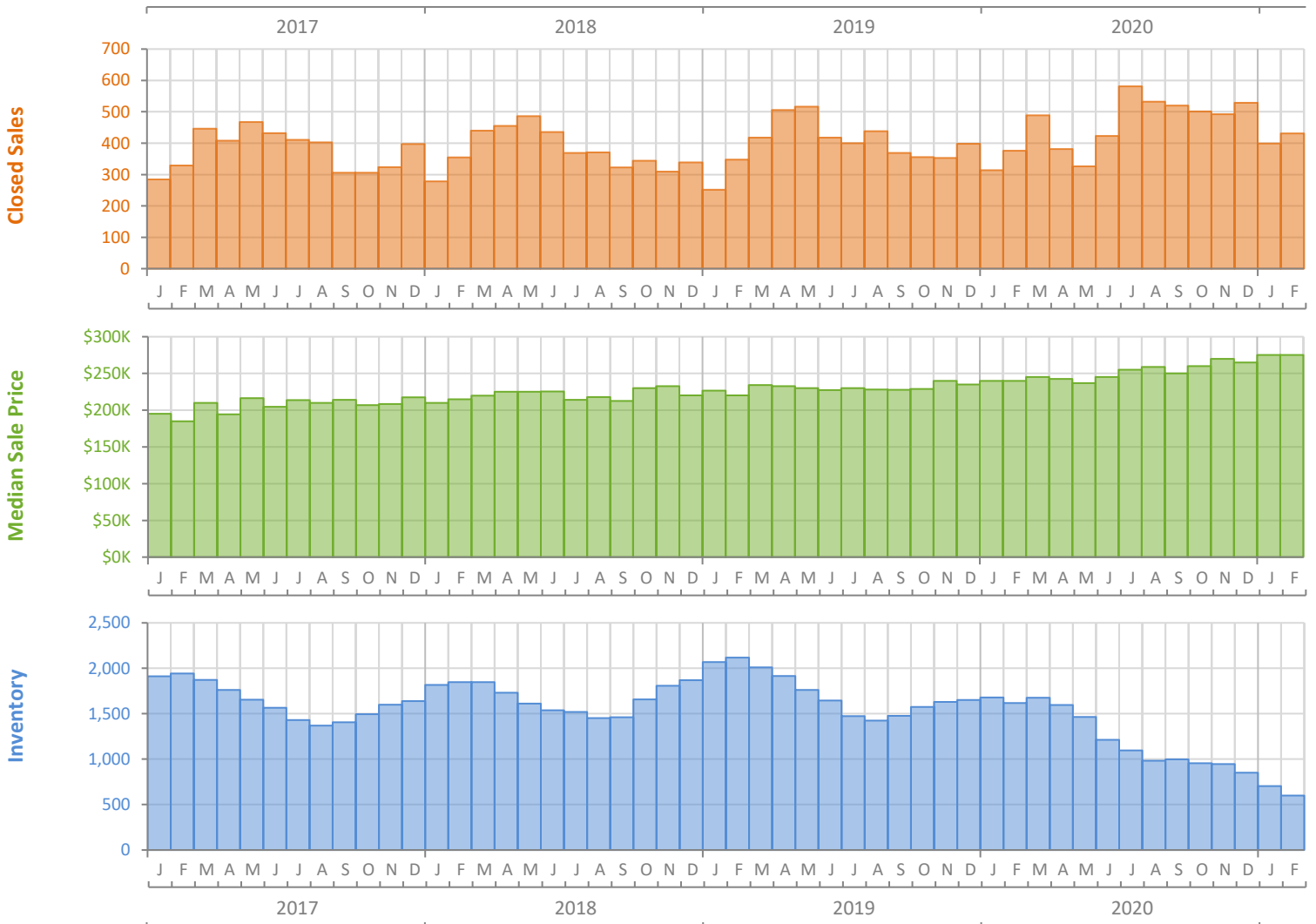
Charlotte County



FloridaRealtors®
The Voice for Real Estate® in Florida



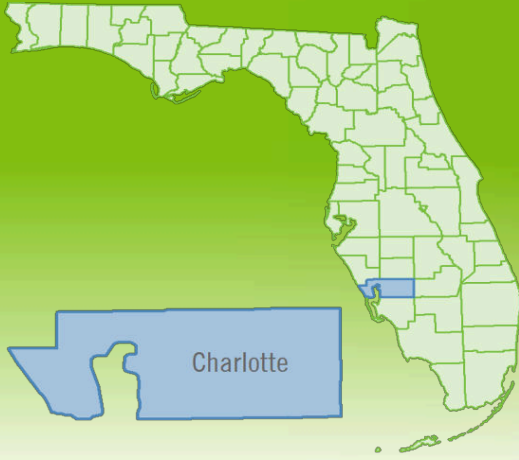
	February 2021	February 2020	Percent Change Year-over-Year
Closed Sales	431	376	14.6%
Paid in Cash	178	161	10.6%
Median Sale Price	\$275,000	\$240,000	14.6%
Average Sale Price	\$336,159	\$283,590	18.5%
Dollar Volume	\$144.9 Million	\$106.6 Million	35.9%
Med. Pct. of Orig. List Price Received	98.4%	95.8%	2.7%
Median Time to Contract	26 Days	57 Days	-54.4%
Median Time to Sale	69 Days	98 Days	-29.6%
New Pending Sales	679	536	26.7%
New Listings	605	531	13.9%
Pending Inventory	1,123	714	57.3%
Inventory (Active Listings)	598	1,618	-63.0%
Months Supply of Inventory	1.3	4.0	-67.5%



Monthly Distressed Market - February 2021

Single Family Homes

Charlotte County



		February 2021	February 2020	Percent Change Year-over-Year
Traditional	Closed Sales	425	366	16.1%
	Median Sale Price	\$278,100	\$245,000	13.5%
Foreclosure/REO	Closed Sales	5	9	-44.4%
	Median Sale Price	\$231,000	\$178,000	29.8%
Short Sale	Closed Sales	1	1	0.0%
	Median Sale Price	\$65,000	\$150,000	-56.7%

