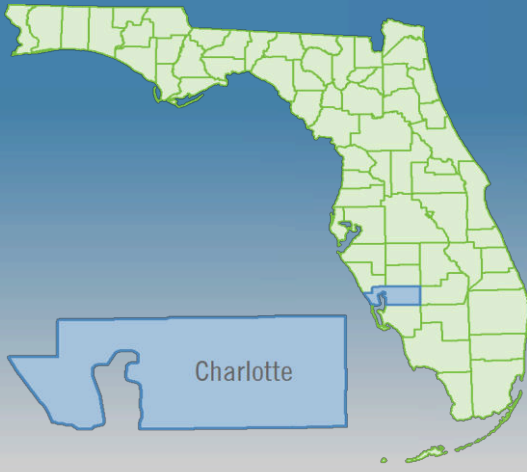


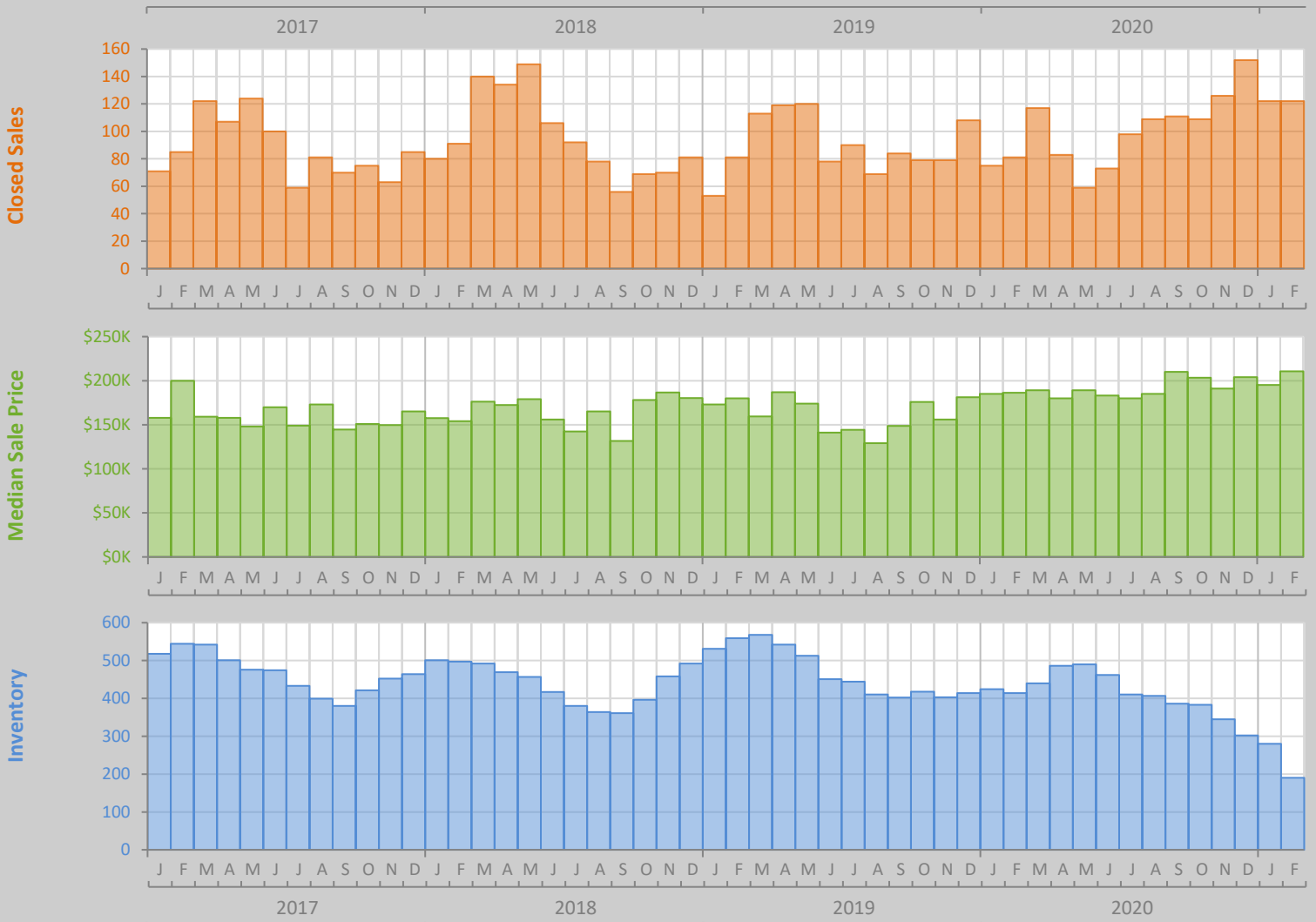
Monthly Market Summary - February 2021

Townhouses and Condos

Charlotte County



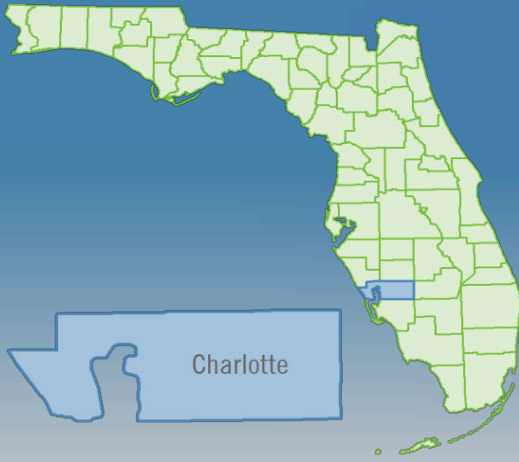
	February 2021	February 2020	Percent Change Year-over-Year
Closed Sales	122	81	50.6%
Paid in Cash	64	58	10.3%
Median Sale Price	\$210,500	\$186,250	13.0%
Average Sale Price	\$247,794	\$209,519	18.3%
Dollar Volume	\$30.2 Million	\$17.0 Million	78.1%
Med. Pct. of Orig. List Price Received	96.6%	95.7%	0.9%
Median Time to Contract	42 Days	58 Days	-27.6%
Median Time to Sale	77 Days	93 Days	-17.2%
New Pending Sales	197	131	50.4%
New Listings	122	130	-6.2%
Pending Inventory	255	163	56.4%
Inventory (Active Listings)	190	414	-54.1%
Months Supply of Inventory	1.8	4.5	-60.0%



Monthly Distressed Market - February 2021

Townhouses and Condos

Charlotte County



		February 2021	February 2020	Percent Change Year-over-Year
Traditional	Closed Sales	122	81	50.6%
	Median Sale Price	\$210,500	\$186,250	13.0%
Foreclosure/REO	Closed Sales	0	0	N/A
	Median Sale Price	(No Sales)	(No Sales)	N/A
Short Sale	Closed Sales	0	0	N/A
	Median Sale Price	(No Sales)	(No Sales)	N/A

