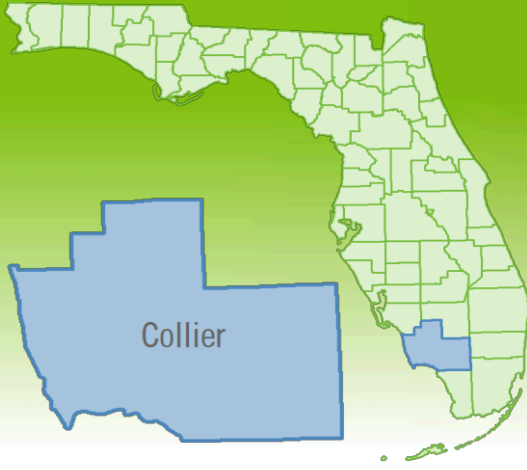


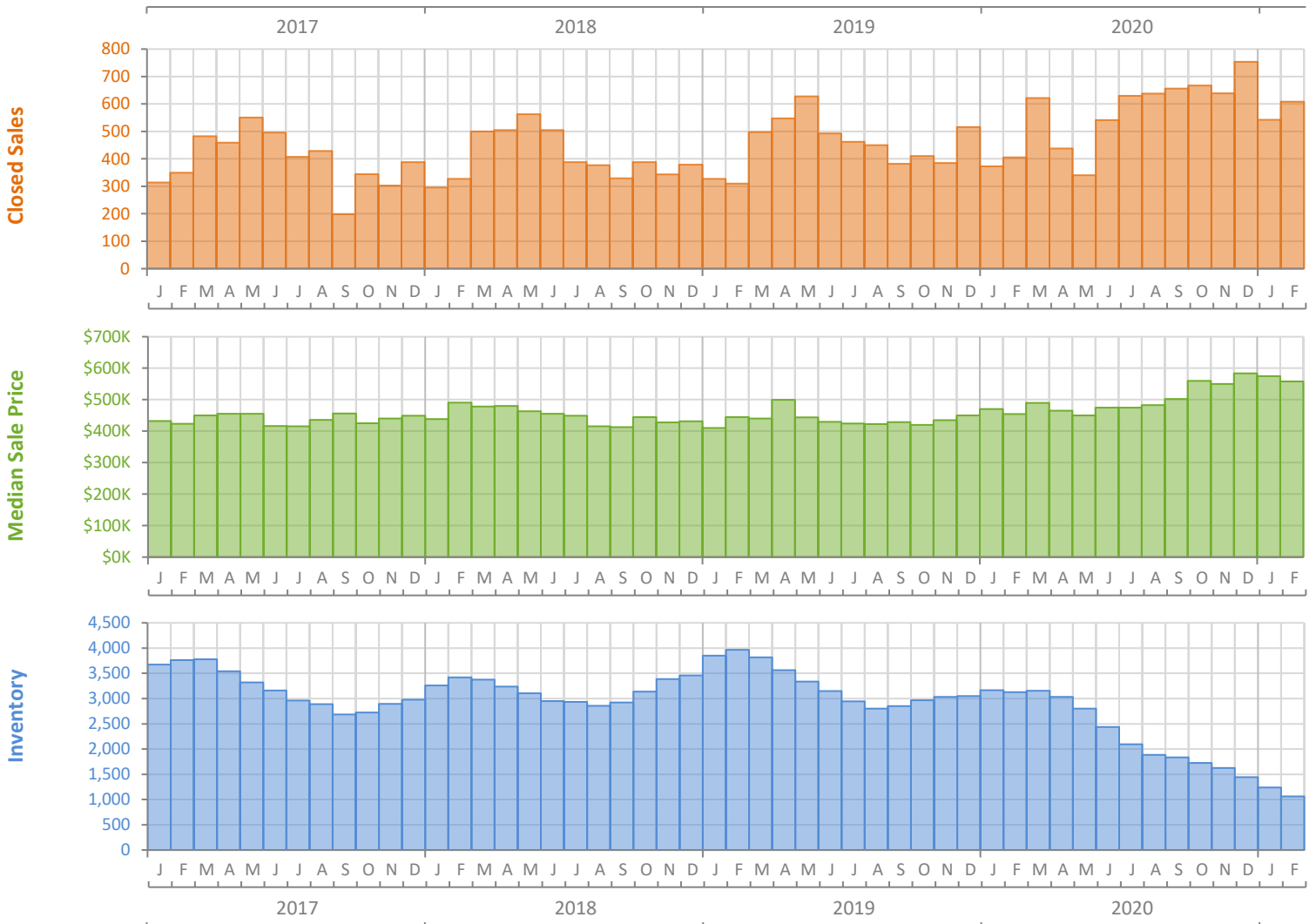
# Monthly Market Summary - February 2021

## Single Family Homes

### Collier County



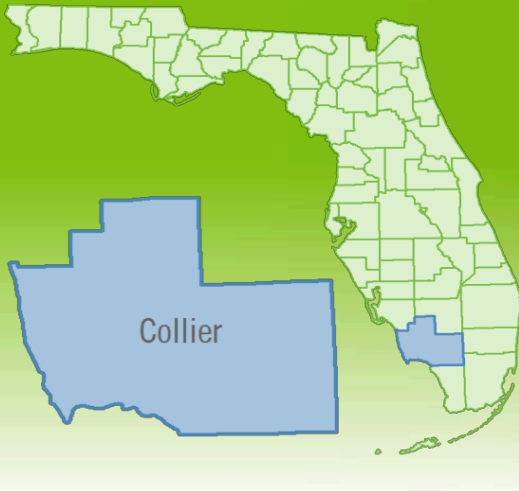
	February 2021	February 2020	Percent Change Year-over-Year
Closed Sales	608	405	50.1%
Paid in Cash	309	194	59.3%
Median Sale Price	\$557,500	\$454,000	22.8%
Average Sale Price	\$1,158,556	\$855,963	35.4%
Dollar Volume	\$704.4 Million	\$346.7 Million	103.2%
Med. Pct. of Orig. List Price Received	97.2%	94.6%	2.7%
Median Time to Contract	44 Days	96 Days	-54.2%
Median Time to Sale	90 Days	139 Days	-35.3%
New Pending Sales	1,012	733	38.1%
New Listings	756	724	4.4%
Pending Inventory	1,705	1,053	61.9%
Inventory (Active Listings)	1,061	3,128	-66.1%
Months Supply of Inventory	1.8	6.8	-73.5%



# Monthly Distressed Market - February 2021

## Single Family Homes

### Collier County



		February 2021	February 2020	Percent Change Year-over-Year
Traditional	Closed Sales	600	393	52.7%
	Median Sale Price	\$567,450	\$469,900	20.8%
Foreclosure/REO	Closed Sales	7	11	-36.4%
	Median Sale Price	\$416,000	\$330,000	26.1%
Short Sale	Closed Sales	1	1	0.0%
	Median Sale Price	\$950,000	\$260,000	265.4%

